

SMA


Symbol

Features

- Low capacitance
- Cannot be damaged by voltage
- Will not fatigue
- Eliminate voltage overshoot
- Glass passivated junction
- Halogen free and RoHS compliant

Mechanical Data

- CASE: SMAJ(DO-214AC) Molded Plastic
- UL Flammability Classification Rating 94V0
- Mounting Position:Any

Making Code & information

	PxxxxA = Type Code	<table border="1"> <thead> <tr> <th>Package</th> <th>Packing Description</th> <th>Packing Quantity</th> </tr> </thead> <tbody> <tr> <td>SMA</td> <td>Tape/Reel,11" reel</td> <td>5000</td> </tr> </tbody> </table>	Package	Packing Description	Packing Quantity	SMA	Tape/Reel,11" reel	5000
Package	Packing Description	Packing Quantity						
SMA	Tape/Reel,11" reel	5000						

Maximum Ratings & Thermal Characteristics

(Ratings at 25°C ambient temperature unless otherwise specified.)

Parameter	Symbol	Value	Units	Remarks
Peak Pulse Voltage	V_{PP}	2000	V	10/700us
Peak Pulse Current	I_{PP}	45	A	10/1000us
Peak Pulse Current	I_{PK}	150	A	8/20us
Peak One-cycle Surge Current	I_{TSM}	20	A	60Hz
Rate of Rise of Current	di/dt	500	A/us	
Typical Thermal Resistance Junction to Lead	$R_{\theta JL}$	30	°C/W	
Typical Thermal Resistance Junction to Ambient	$R_{\theta JA}$	120	°C/W	
Operating Temperature Range	T_J	-40 to 150	°C	
Storage Temperature Range	T_{STG}	-55 to 150	°C	

Electrical Characteristics

(Ratings at 25°C ambient temperature unless otherwise specified.)

Part Number	Marking	$V_S @ 100KV/S$ V MAX	I_{S_LMT} mA	$V_T @ I_T$ V MAX	I_T A	$I_D @ V_D$ uA MAX	V_D V	$C_O @ 1MHz, 2V_{DC}$ pF TYP	I_H mA MIN
P0080TA	P008A	25	500	4	2.2	5	6	53	30
P0220TA	P02A	30	500	4	2.2	5	15	53	30
P0300TA	P03A	40	500	4	2.2	5	25	50	30
P0640TA	P06A	77	800	4	2.2	5	58	48	120
P0720TA	P07A	88	800	4	2.2	5	65	48	120
P0900TA	P09A	98	800	4	2.2	5	75	48	120
P1100TA	P11A	130	800	4	2.2	5	90	45	120
P1300TA	P13A	160	800	4	2.2	5	120	45	120
P1500TA	P15A	180	800	4	2.2	5	140	43	120
P1800TA	P18A	220	800	4	2.2	5	170	40	120
P2300TA	P23A	260	800	4	2.2	5	190	38	120
P2600TA	P26A	300	800	4	2.2	5	220	35	120
P3100TA	P31A	350	800	4	2.2	5	275	33	120
P3500TA	P35A	400	800	4	2.2	5	320	30	120
P4200TA	P42A	550	800	4	2.2	5	400	23	120

Ratings and Characteristic Curves

(Ratings at 25°C ambient temperature unless otherwise specified).

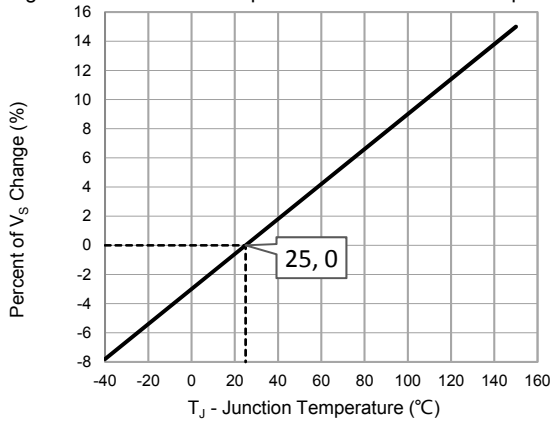


Fig.1 - Peak Pulse Current Rating

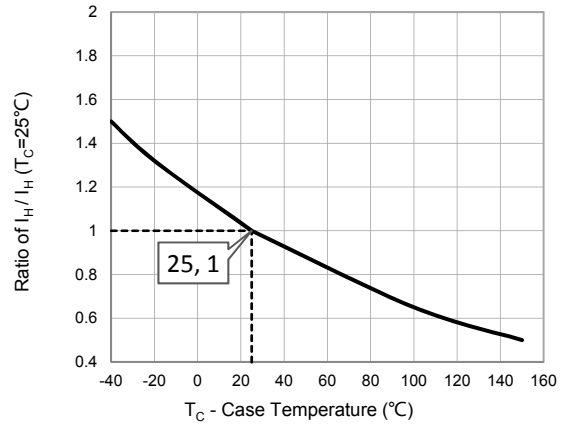


Fig.2 - Normalized DC Holding Current vs. Case Temperature

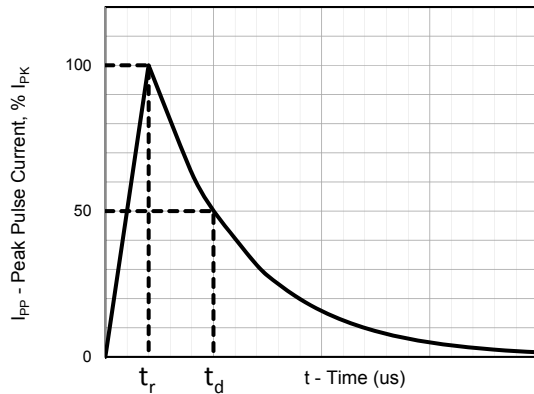


Fig.3 - t_r/t_d us Pulse Waveform

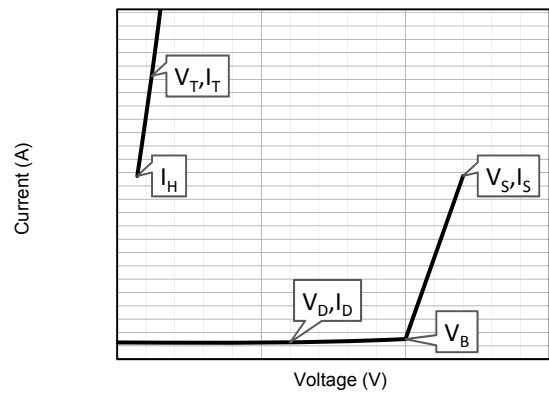


Fig.4 - VI Curve

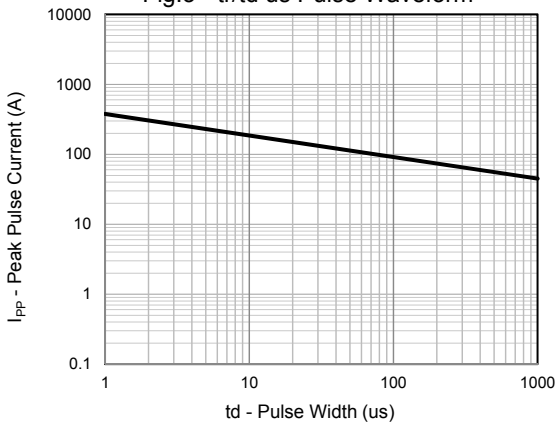


Fig.5 - Peak Pulse Current Rating

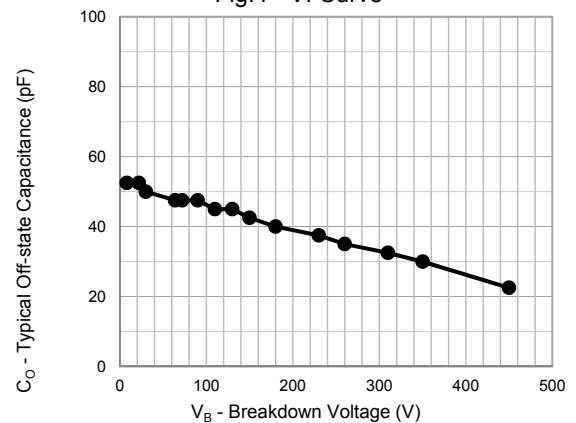


Fig.6 - Typical Off-state Capacitance

Package Outline Dimensions: SMA(DO-214AC)

Dim	Millimeters		Inches	
	Min	Max	Min	Max
L	4.1	4.3	0.161	0.169
D	2.5	2.7	0.098	0.106
D1	1.3	1.5	0.051	0.059
T	4.8	5.2	0.189	0.205
T1	0.9	1.5	0.035	0.060
d	-	0.2	-	0.008
H	2.05	2.35	0.081	0.093
H1	2.0	2.2	0.079	0.087