



TAI-SAW TECHNOLOGY CO., LTD.

No. 3, Industrial 2nd Rd., Ping-Chen Industrial District,
Taoyuan, 324, Taiwan, R.O.C.

TEL: 886-3-4690038 FAX: 886-3-4697532

E-mail: tstsales@mail.taisaw.com Web: www.taisaw.com

Product Specifications Approval Sheet

Product Name: SAW Rx Filter 881.5MHz LTE Band 5 SMD 1109

TST Parts No.: TA1811A

Customer Part No.: _____

Customer signature required
Company: _____
Division: _____
Approved by : _____
Date: _____

Checked by: _____ Andy Yu *Andy Yu*

Approved by: _____ Bob Chau *Bob Chau*

Date: _____ 2017, 04. 05

1. Customer signed back is required before TST can proceed with sample build and receive orders.
2. Orders received without customer signed back will be regarded as agreement on the specifications.
3. Any specifications changes must be approved upon by both parties and a new revision of specifications shall be released to reflect the changes



TAI-SAW TECHNOLOGY CO., LTD.

No. 3, Industrial 2nd Rd., Ping-Chen Industrial District,
Taoyuan, 324, Taiwan, R.O.C.

TEL: 886-3-4690038 FAX: 886-3-4697532

E-mail: tstsales@mail.taisaw.com Web: www.taisaw.com

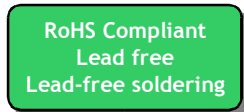
SAW Rx Filter 881.5MHz LTE Band 5 SMD 1109 (25MHz BW)

MODEL NO.: TA1811A

REV. No.: 2

A. MAXIMUM RATING:

1. Maximum Input Power: 10 dBm
2. DC voltage: 0 V
3. Operating Temperature: -30 °C to +85 °C
4. Storage Temperature: -40 °C to +85 °C
5. Moisture Sensitivity Level: Level 1 (MSL 1)
6. ESD 100V(MM) 200V(HBM)



Electrostatic Sensitive Device (ESD)

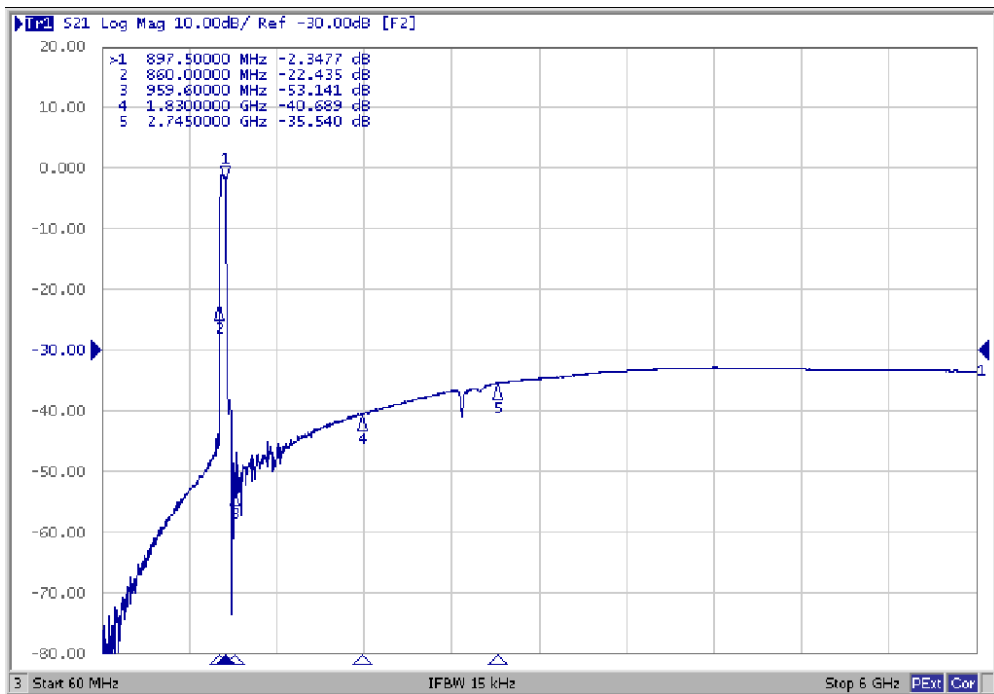
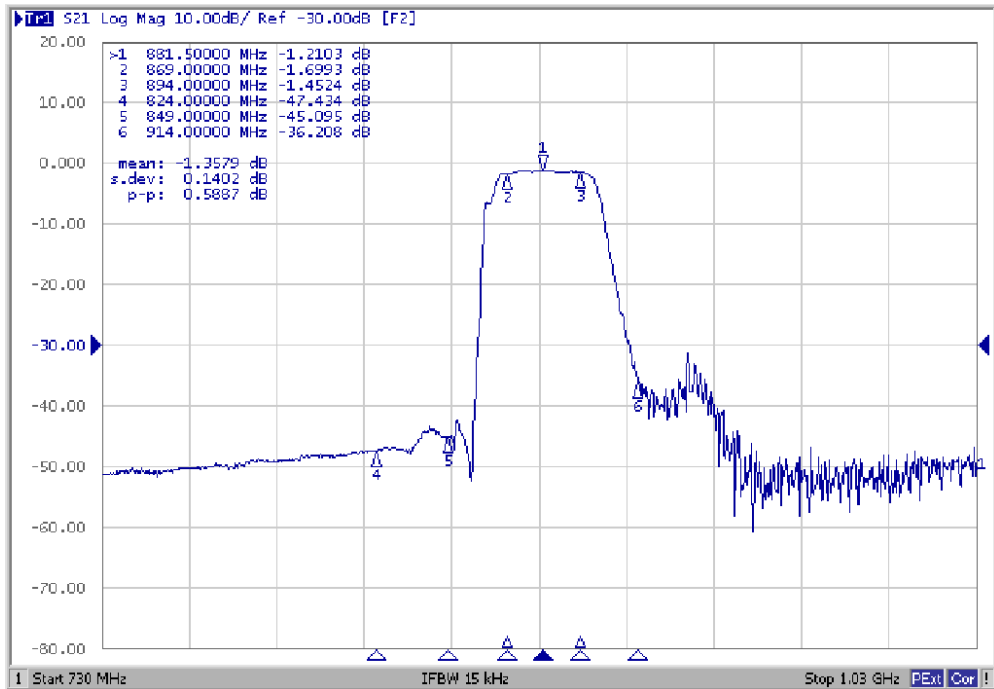
B. ELECTRICAL CHARACTERISTICS:

Source Impedance (single ended): 50Ω

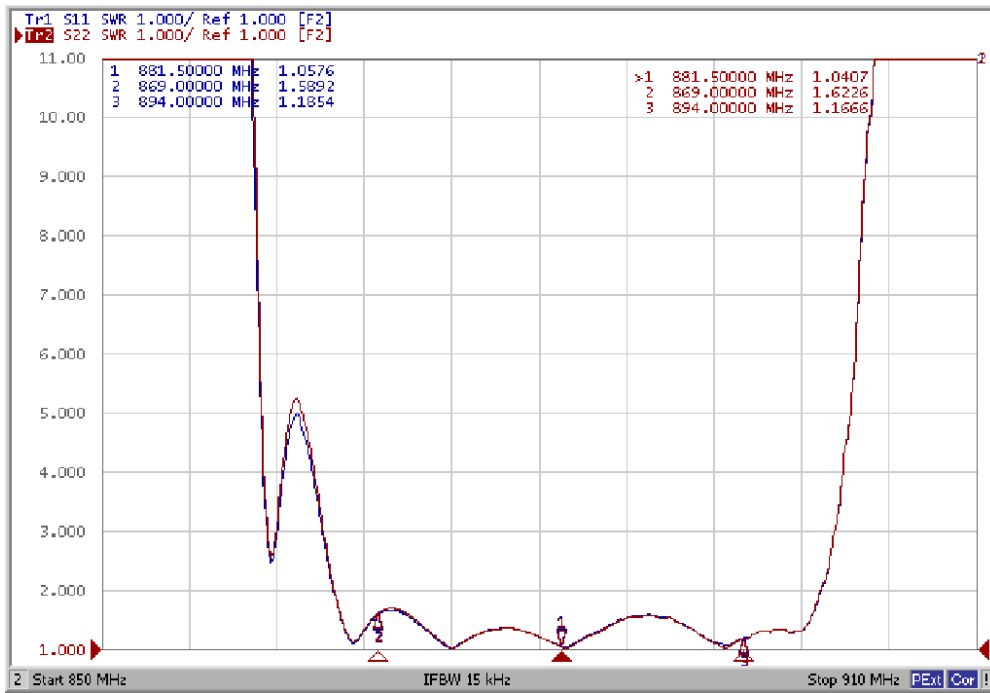
Load Impedance (single ended): 50Ω

Parameters Description		Unit	Min.	Typ.	Max.	Remark
Center Frequency (Fo)		MHz	-	881.5	-	
Insertion Loss	869.0 ~ 894.0 MHz	dB	-	1.6	2.3	
Amplitude Ripple	869.0 ~ 894.0 MHz	dB _{p-p}	-	0.4	1.3	
VSWR	869.0 ~ 894.0 MHz	-	-	1.6	2.0	
Attenuation:						
DC ~ 824.0 MHz		dB	40	51	-	
824.0 ~ 849.0 MHz		dB	40	46	-	
914.0 ~ 970.0 MHz		dB	25	35	-	
970.0 ~ 1049.0 MHz		dB	38	52	-	
1049.0 ~ 2000.0 MHz		dB	33	43	-	
2000.0 ~ 3000.0 MHz		dB	25	39	-	
3000.0 ~ 6000.0 MHz		dB	20	36	-	

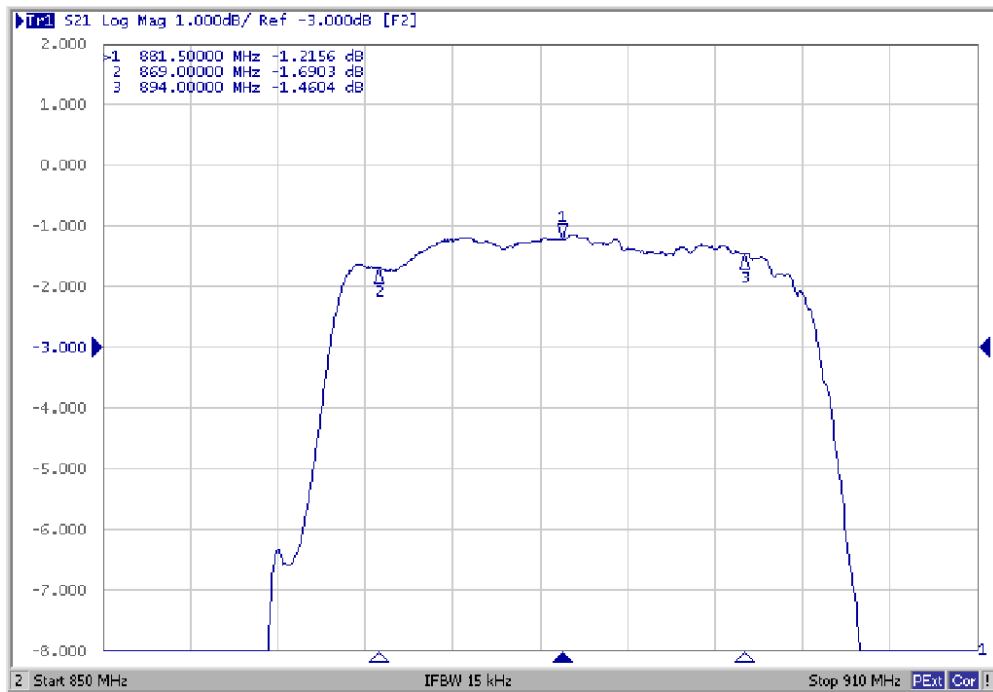
C. Frequency Characteristics :



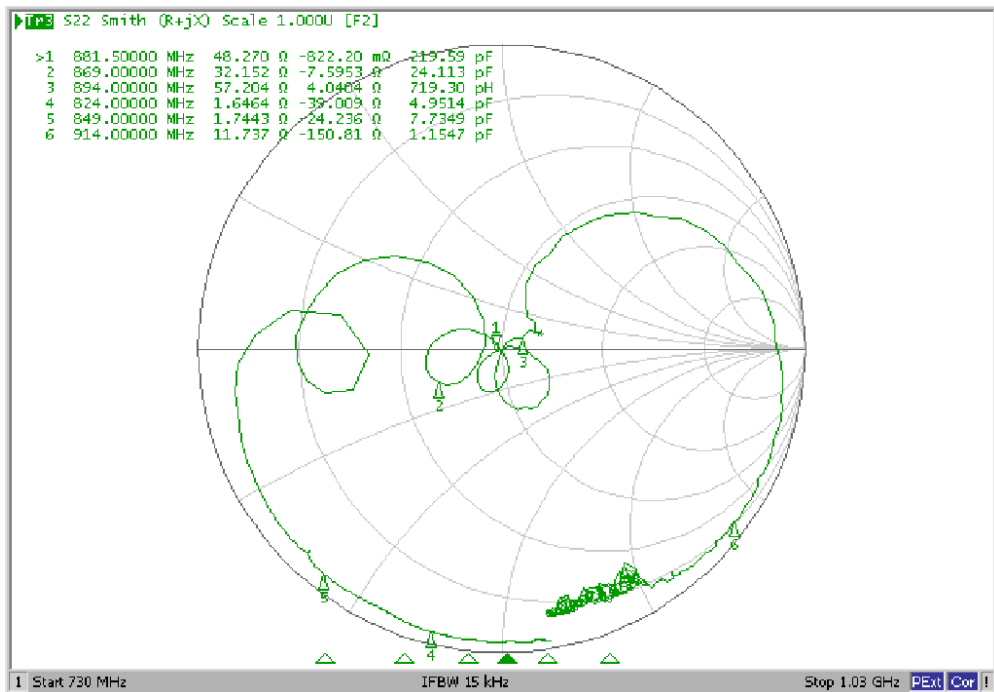
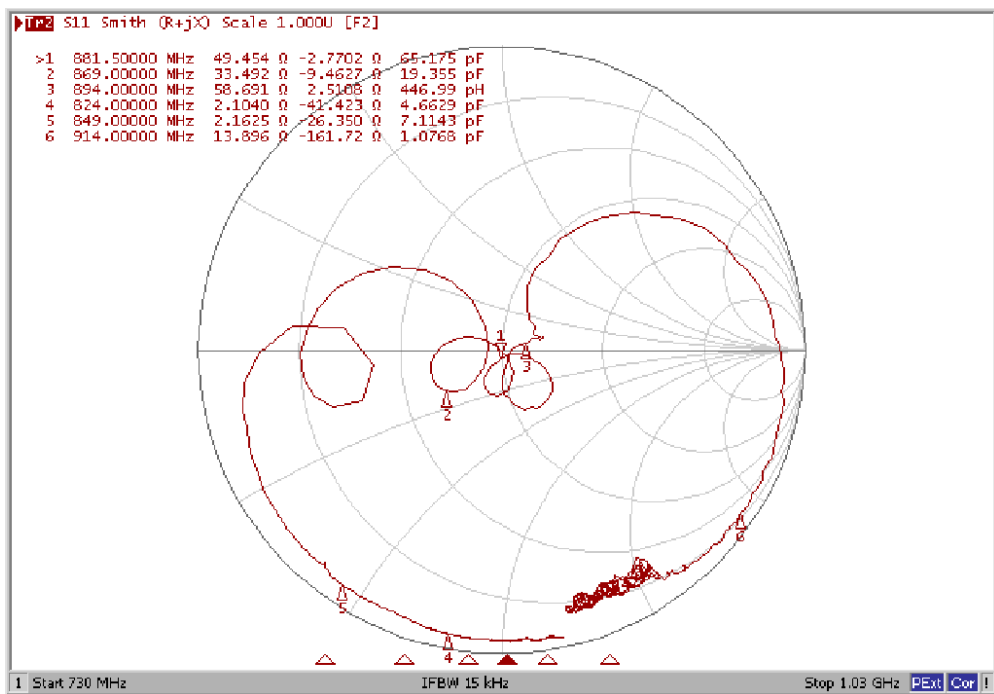
VSWR



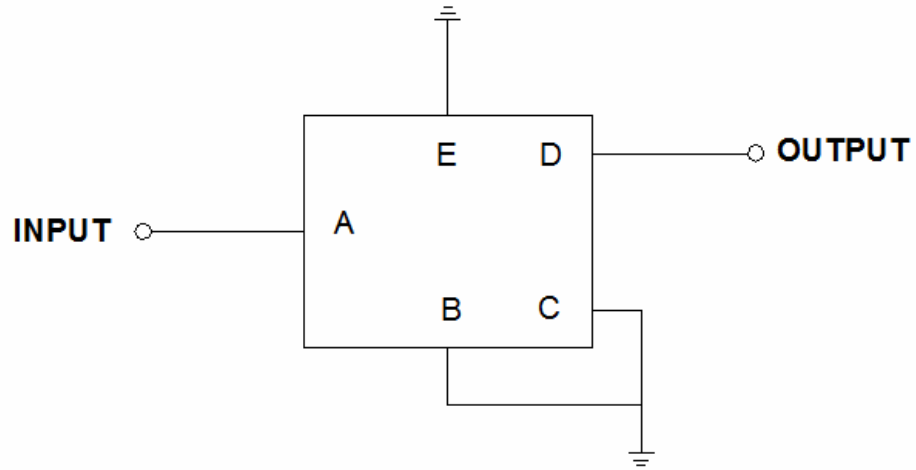
Ripple



Smith Chart

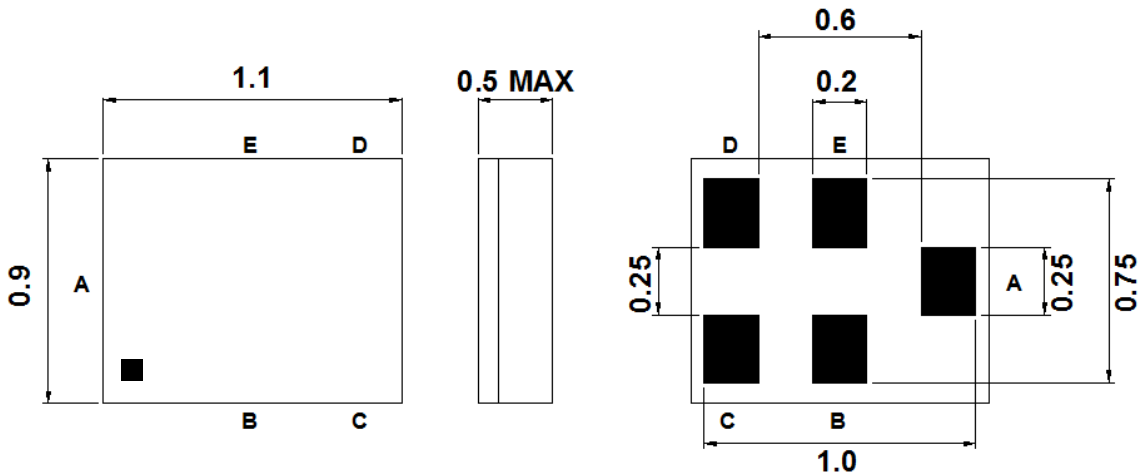


D. MEASUREMENT CIRCUIT:



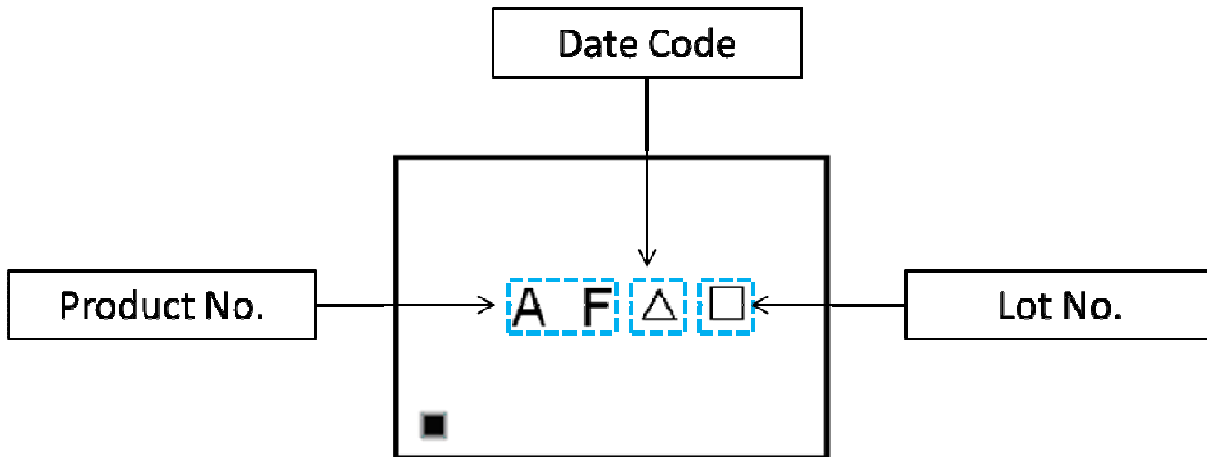
Source Impedance: 50 Ω
Load Impedance: 50 Ω

E. OUTLINE DRAWING:

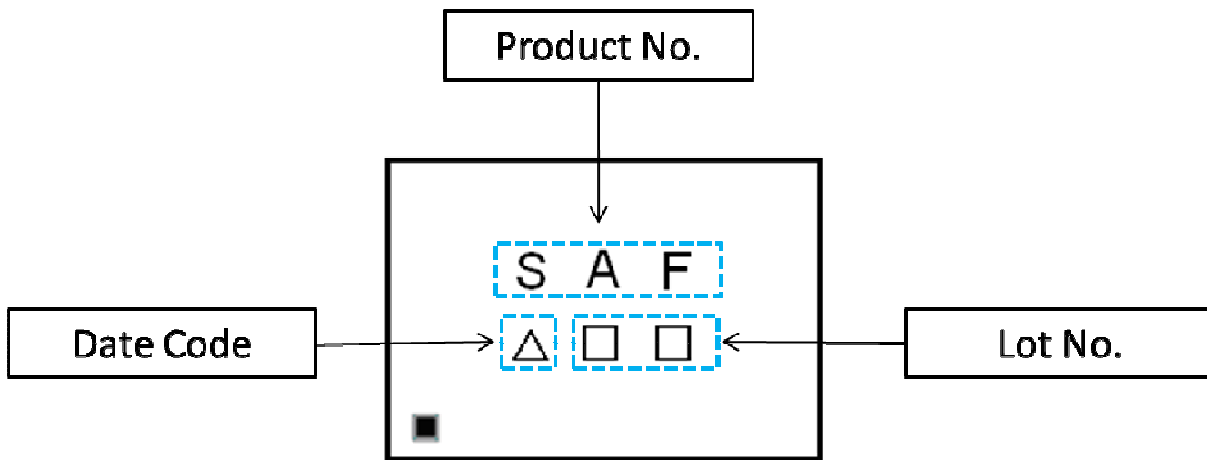


Pin Description	
B, C, E	Ground
A	Input
D	Output

Top View (Sample Production):



Top View (Mass Production):



△ : Date Code

□ : Lot No. (Indicated by 0~9 or A to Z and a to z, except I, O, i, o and l)

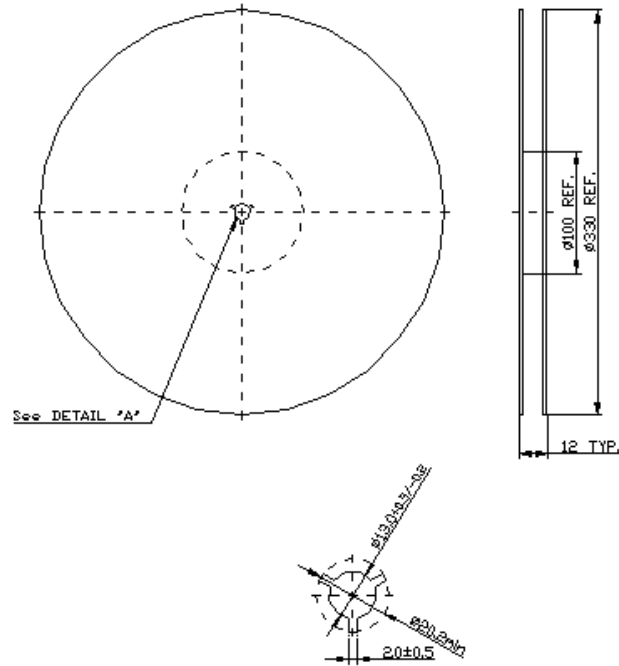
Product date Code (EIAJ)

Year	Jan	Feb	Mar	Apr	May	Jun	Jul	Aug	Sep	Oct	Nov	Dec
2015	a	b	c	d	e	f	g	h	j	k	l	m
2016	n	p	q	r	s	t	u	v	w	x	y	z
2017	A	B	C	D	E	F	G	H	J	K	L	M
2018	N	P	Q	R	S	T	U	V	W	X	Y	Z

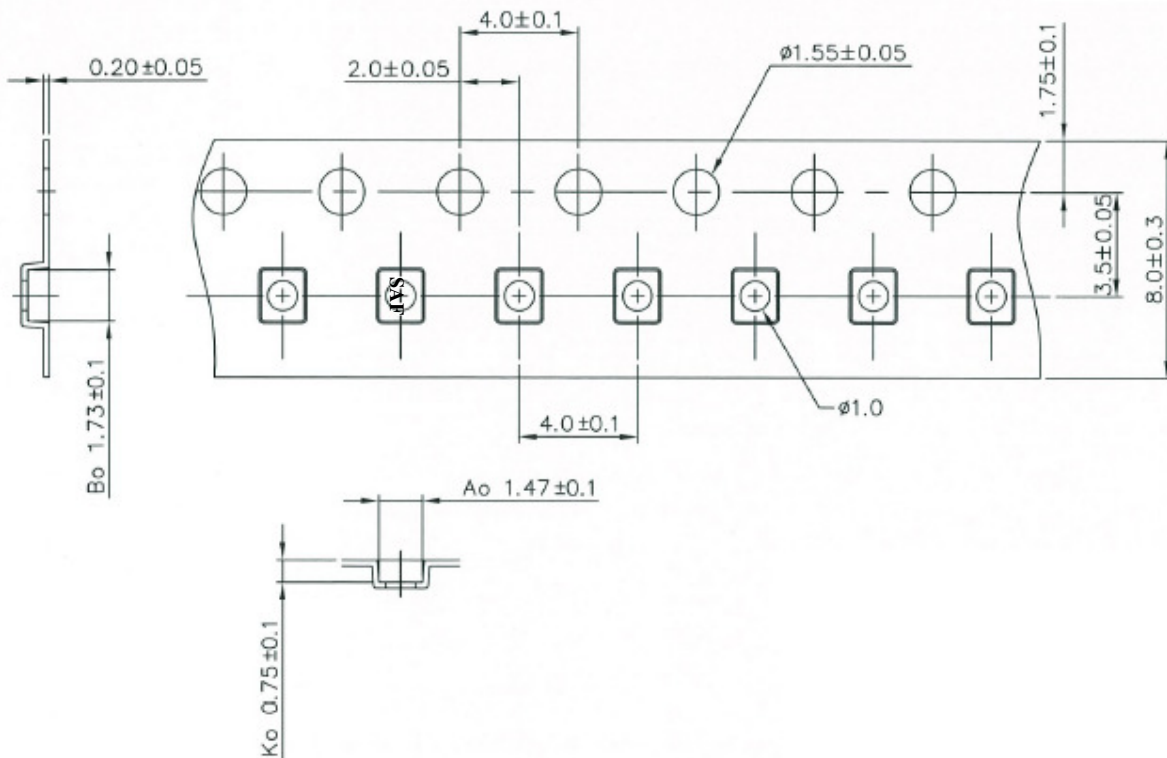
E. PACKING:

1. REEL DIMENSION

(Please refer to FR-75D10 for packing quantity)



2. TAPE DIMENSION



F. RECOMMENDED REFLOW PROFILE :

1. Preheating shall be fixed at 150~180°C for 60~90 seconds.
2. Ascending time to preheating temperature 150°C shall be 30 seconds min.
3. Heating shall be fixed at 220°C for 50~80 seconds and at 260°C+0/-5°C peak (20~40sec).
4. Time: 2 times.

