

Performance Specification

Model	V _{max}	I _{max}	I _{hold}	I _{trip}	P _d	Maximum Time		Resistance	
						To Trip		R _{imin}	R _{imax}
						Current	Time		
						(Vdc)	(A)	(A)	(A)
JK60-005	60	40	0.05	0.15	0.26	0.25	8.0	7.3	20
JK60-010	60	40	0.10	0.3	0.38	0.5	5.0	2.5	7.5
JK60-017	60	40	0.17	0.34	0.48	0.85	5.0	2	5.21
JK60-020	60	40	0.2	0.4	0.41	1.0	5.0	1.5	2.84
JK60-025	60	40	0.25	0.5	0.45	1.25	5.0	1.0	1.95
JK60-030	60	40	0.30	0.6	0.49	1.5	5.0	0.76	1.38
JK60-040	60	40	0.40	0.8	0.56	2.0	5.0	0.45	0.88
JK60-050	60	40	0.50	1.0	0.77	2.5	5.0	0.40	0.79
JK60-065	60	40	0.65	1.3	0.88	3.25	5.0	0.31	0.50
JK60-075	60	40	0.75	1.5	0.92	3.75	5.0	0.25	0.42
JK60-090	60	40	0.90	1.8	0.99	4.5	5.0	0.20	0.33
JK60-110	60	40	1.10	2.2	1.5	5.5	8.0	0.15	0.27
JK60-135	60	40	1.35	2.7	1.7	6.75	8.0	0.12	0.21
JK60-160	60	40	1.60	3.2	1.9	8.0	8.0	0.09	0.16
JK60-185	60	40	1.85	3.7	2.1	9.25	8.0	0.08	0.14
JK60-200	60	40	2.00	4.0	2.3	10.0	8.0	0.07	0.14
JK60-250	60	40	2.50	5.0	2.5	12.5	8.0	0.05	0.10
JK60-300	60	40	3.00	6.0	2.8	15.0	8.0	0.04	0.08
JK60-375	60	40	3.75	7.5	3.2	18.75	24.0	0.03	0.06
JK60-500	60	40	5.00	10	3.5	25.0	24.0	0.02	0.06

V_{max} = Maximum operating voltage device can withstand without damage at rated current (I_{max}).

I_{max} = Maximum fault current device can withstand without damage at rated voltage (V_{max}).

I_{hold} = Hold Current. Maximum current device will not trip in 25°C still air.

I_{trip} = Trip Current. Minimum current at which the device will always trip in 25°C still air.

P_d = Power dissipation when device is in the tripped state in 25°C still air environment at rated voltage.

R_{i min/max} = Minimum/Maximum device resistance prior to tripping at 25°C.

CAUTION : Operation beyond the specified ratings may result in damage and possible arcing and flame.



Environmental Specifications

Test	Conditions	Resistance change
Passive aging	+85°C, 1000 hrs.	±5% typical
Humidity aging	+85°C, 85% R.H. , 168 hours	±5% typical
Thermal shock	+85°C to -40°C, 20 times	±33% typical
Resistance to solvent	MIL-STD-202, Method 215	No change
Vibration	MIL-STD-202, Method 201	No change

Ambient operating conditions : - 40 °C to +85 °C

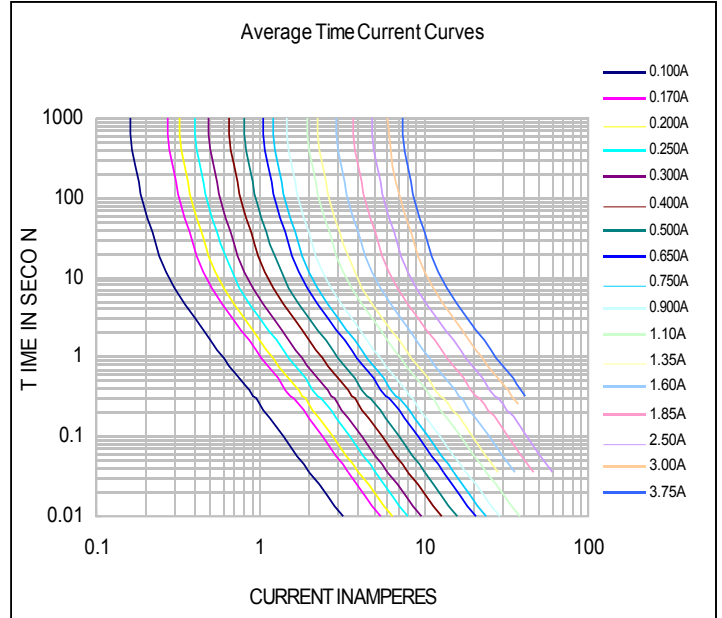
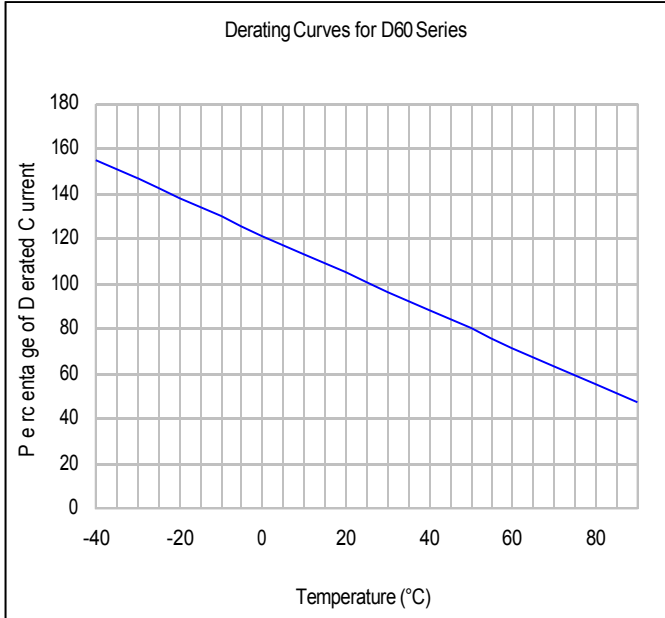
Maximum surface temperature of the device in the tripped state is 125 °C

Agency Approval and Environmental Compliance

Agency	File Number	Regulation	Standard
UL	pending		2002/95/EC
TUV	pending		EN14582

Thermal Derating Curve

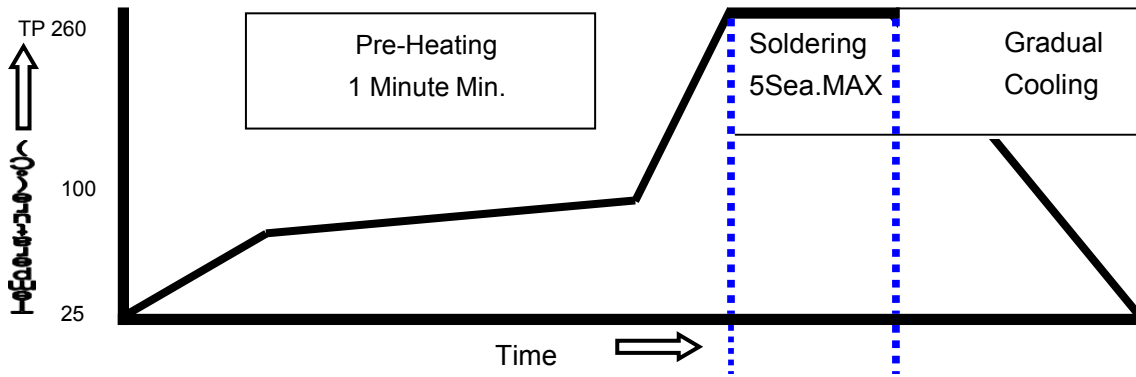
Average Time-Current Curve



I_{hold} Versus Temperature

Model	Maximum ambient operating temperature (T _{mao}) vs. hold current (I _{hold})								
	-40°C	-20°C	0°C	25°C	40°C	50°C	60°C	70°C	85°C
JK60-010	0.16	0.14	0.12	0.10	0.08	0.07	0.06	0.05	0.04
JK60-017	0.26	0.23	0.20	0.17	0.14	0.12	0.11	0.09	0.07
JK60-020	0.31	0.27	0.24	0.20	0.16	0.14	0.13	0.11	0.08
JK60-025	0.39	0.34	0.30	0.25	0.20	0.18	0.16	0.14	0.10
JK60-030	0.47	0.41	0.36	0.30	0.24	0.22	0.19	0.16	0.12
JK60-040	0.62	0.54	0.48	0.40	0.32	0.29	0.25	0.22	0.16
JK60-050	0.78	0.68	0.60	0.50	0.41	0.36	0.32	0.27	0.20
JK60-065	1.01	0.88	0.77	0.65	0.53	0.47	0.41	0.35	0.26
JK60-075	1.16	1.02	0.89	0.75	0.61	0.54	0.47	0.41	0.30
JK60-090	1.40	1.22	1.07	0.90	0.73	0.65	0.57	0.49	0.36
JK60-110	1.71	1.50	1.31	1.10	0.89	0.79	0.69	0.59	0.44
JK60-135	2.09	1.84	1.61	1.35	1.09	0.97	0.85	0.73	0.54
JK60-160	2.48	2.18	1.90	1.60	1.30	1.15	1.01	0.86	0.64
JK60-185	2.87	2.52	2.20	1.85	1.50	1.33	1.17	1.00	0.74
JK60-250	3.88	3.40	2.98	2.50	2.03	1.80	1.58	1.35	1.00
JK60-300	4.65	4.08	3.57	3.00	2.43	2.16	1.89	1.62	1.20
JK60-375	5.81	5.10	4.46	3.75	3.04	2.70	2.36	2.03	1.50

Soldering Parameters

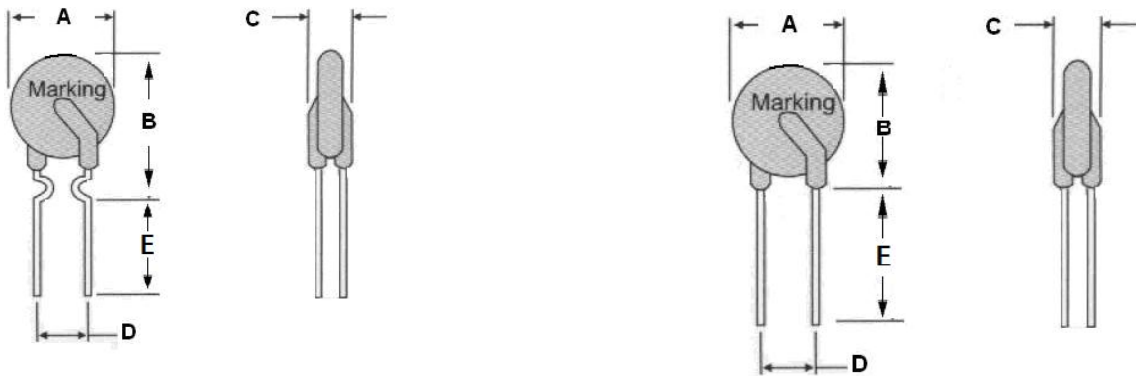


WAVE SOLDERING INFORMATION

Pre-Heating Zone	Max. ramping rate should not exceed 4°C/Sec.
Soldering Zone	Max. solder temperature should not exceed 260°C
Cooling Zone	Cooling by natural convection in air.

© Specifications are subject to change without notice.

Physical Dimensions(mm.)



Model	A	B	C	D	E	Lead
	Max.	Max.	Max.		Min.	Style
JK60-005	5.5	9.5	3.0	5.1±0.75	4.6	Kink
JK60-010	5.5	9.5	3.0	5.1±0.75	4.6	Kink
JK60-017	7.4	12.7	3.0	5.1±0.75	4.6	Kink
JK60-020	7.4	12.7	3.0	5.1±0.75	4.6	Kink
JK60-025	7.4	12.7	3.0	5.1±0.75	4.6	Kink
JK60-030	7.4	13.0	3.0	5.1±0.75	4.6	Kink
JK60-040	7.8	16.2	3.0	5.1±0.75	4.6	Kink
JK60-050	7.8	16.2	3.0	5.1±0.75	4.6	Kink
JK60-065	9.7	17.8	3.0	5.1±0.75	4.6	Kink
JK60-075	10.4	18.4	3.0	5.1±0.75	4.6	Kink
JK60-090	11.7	18.4	3.0	5.1±0.75	4.6	Kink
JK60-110	13.0	18.0	3.0	5.1±0.75	4.6	Straight
JK60-135	14.5	19.6	3.0	5.1±0.75	4.6	Straight
JK60-160	16.3	21.3	3.0	5.1±0.75	4.6	Straight
JK60-185	17.8	22.9	3.0	5.1±0.75	4.6	Straight
JK60-200	17.8	22.9	3.0	5.1±0.75	4.6	Straight
JK60-250	21.3	26.4	3.0	10.2±0.75	4.6	Straight
JK60-300	21.3	26.4	3.0	10.2±0.75	4.6	Straight
JK60-375	28.5	33.5	3.0	10.2±0.75	4.6	Straight
JK60-500	28.5	33.5	3.0	10.2±0.75	4.6	Straight

PHYSICAL SPECIFICATIONS :

Materials : JK60-005~050: 24 AWG/Φ0.5.

JK60-065 ~ 075:22 AWG/Φ0.5.

JK60-090: 22 AWG/Φ0.8.

JK60-110 ~ 500: 20 AWG/Φ0.8.

Lead Solderability : MIL-STD-202, Method 208E.

Packaging Quantity

JK60-005~JK60-110 1000pcs/pag or 2000pcs/pag

JK60-135~JK60-200 500pcs/pag

JK60-250~JK60-500 200pcs/pag

Tape & Reel packaging per EIA468-B standard.

Cross Reference

JKSEMI	Cross Reference			
	Tyco / Raychem	Bourns / Multifuse®	Polytronics / EVERFUSE®	SEA-LAND
JK60-010	RXEF010	MF-R010	RLD60P010UF	R60-010
JK60-017	RXEF017	MF-R017	RLD60P017UF	R60-017
JK60-020	RXEF020	MF-R020	RLD60P020UF	R60-020
JK60-025	RXEF025	MF-R025	RLD60P025UF	R60-025
JK60-030	RXEF030	MF-R030	RLD60P030UF	R60-030
JK60-040	RXEF040	MF-R040	RLD60P040UF	R60-040
JK60-050	RXEF050	MF-R050	RLD60P050UF	R60-050
JK60-065	RXEF065	MF-R065	RLD60P065UF	R60-065
JK60-075	RXEF075	MF-R075	RLD60P075UF	R60-075
JK60-090	RXEF090	MF-R090	RLD60P090UF	R60-090
JK60-110	RXEF110	MF-RX110	RLD60P110UF	R60-110
JK60-135	RXEF135	MF-RX135	RLD60P135UF	R60-135
JK60-160	RXEF160	MF-RX160	RLD60P160UF	R60-160
JK60-185	RXEF185	MF-RX185	RLD60P185UF	R60-185
JK60-250	RXEF250	MF-RX250	RLD60P250UF	R60-250
JK60-300	RXEF300	MF-RX300	RLD60P300UF	R60-300
JK60-375	RXEF375	MF-RX375	RLD60P375UF	R60-375

“Raychem” is a registered trademark of Tyco Electronics.

“Multifuse” is a registered trademark of bourns,Inc.

“EVERFUSE” is a registered trademark of Polytronics Technology Corp.

“SEA-LAND” is a registered trademark of Sea-Land electronic corp.

Website: <http://www.jksemit.com>

For additional information, please contact your local Sales Representative.

©Copyright 2021, jksemit



is a registered trademark of jksemit All rights are reserved