



SEA & LAND ELECTRONIC CORP.

WWW.SEALAND-PPTC.COM



ALPHA-TOP TECHNOLOGY CORP.

WWW.ALPHA-TOP.COM

APPROVAL SHEET

MODEL NO.: R30-065

CUSTOMER:

CUSTOMER'S APPROVAL:

AUTHORIZED SIGNATURE/STAMP:

DATE

MANUFACTURER:


HEAD OFFICE:

13F.,No.120-10,Sec.3,Zhongshan Rd.,Zhonghe Dist.,New Taipei City 23544,Taiwan
Tel: 886-2-8221-2567
Fax:882-2-2225-7268
E-mail:service@chipfast.com.tw

China Branch:

31 Chang-Xin-Zon Road,Gao-Ling Industrial Zone,Chiu-chang Town,
Huey Yang Distric,Huey Zhou City,Guang Dong516221,CHINA
Tel: 86-752-3562001
Fax:86-752-3558696
E-mail:service@atpptc.com

Submitted by: Chung Cheng
Approved by: YC Lin
DATE: 10-Jan-13



Features

- Radial Leaded Devices
- Cured, flame retardant epoxy polymer insulating material meets UL 94V-0 requirements
- Bulk packaging, or tape and reel available on most models

Applications

- Almost anywhere there is a low voltage power supply, up to 60V and a load to be protected, including:
- Industrial controls
 - Automotive electronics
 - Medical products

R30-065

Alpha-Top (Sea & Land Alliance)

Electrical Properties

Model	V _{max} (Vdc)	I _{max} (A)	I _{hold} (A)	I _{trip} (A)	P _d Typ. (W)	Maximum Time To Trip		Resistance			Agency Approval	
						Current (A)	Time (Sec)	R _{imin} (Ω)	R _{imax} (Ω)	R _{1max} (Ω)	UL	TUV-PS
R30-065	30	40	0.65	1.30	0.47	8.00	0.4	0.120	0.300	0.450		

I_{hold} = Hold Current : maximum current device will sustain for 4 hours without tripping in 25°C still air.
I_{trip} = Trip Current : minimum current at which the device will trip in 25°C still air.
V_{max} = Maximum voltage device can withstand without damage at rated current (_{max}).
I_{max} = Maximum fault current device can withstand without damage at rated voltage (_{max}).
P_d = Power dissipated from device when in the tripped state at 25°C still air.
R_{i min/max} = Minimum/Maximum resistance of device in initial (un-soldered) state.
R_{1 max} = Maximum resistance of device at 25°C measured one hour after tripping.
CAUTION : Operation beyond the specified ratings may result in damage and possible arcing and flame

Environmental Specifications

Test	Conditions	Resistance change
Passive aging	+85°C, 1000 hrs	±5% typical
Humidity aging	+85°C, 85% R.H., 1000 hrs	±5% typical
Thermal shock	+85°C to -40°C, 20 times	±10% typical
Resistance to solvent	MIL-STD-202, Method 215	No change
Vibration	MIL-STD-202, Method 201	No change
Ambient operating /storage conditions : - 40 °C to +85 °C		
Maximum surface temperature of the device in the tripped state is 125 °C		

Agency Approvals : **UL pending**

Regulation/Standard:   **2002/95/EC**
 **EN14582**

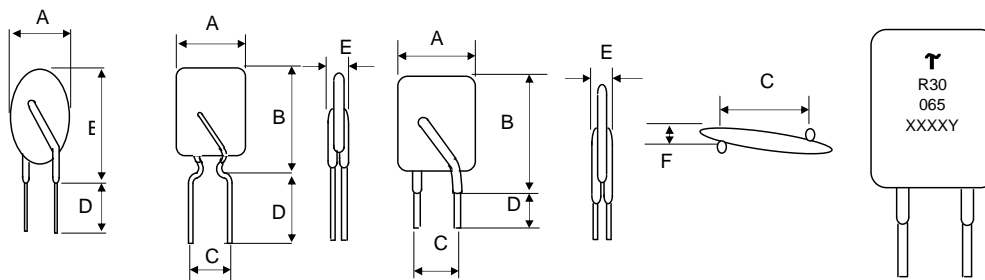
 **WARNING:**

- Use PPTC beyond the maximum ratings or improper use may result in device damage and possible electrical arcing and flame.
- PPTC are intended for protection against occasional over current or over temperature fault conditions and should not be used when repeated fault conditions or prolonged trip events are anticipated.
- Device performance can be impacted negatively if devices are handled in a manner inconsistent with recommended electronic, thermal, and mechanical procedures for electronic components.
- Use PPTC with a large inductance in circuit will generate a circuit voltage (L di/dt) above the rated voltage of the PPTC.
- Avoid impact PPTC device its thermal expansion like placed under pressure or installed in limited space.

Physical Dimensions (Unit: mm/inch)

Model	A Max.	B Max.	C Typ.	D Min.	E Max.	F Max.	Lead Style
R30-065	7.4/0.29	11.4/0.45	5.1/0.20	7.6/0.3	3.0/0.12	1.2/0.05	Straight

Dimensions



- ™ = Trademark
- R30 = Radial type 30 Vrms
- 065 = 0.65A hold current
- XXXX = Date code
- Y = Factory code

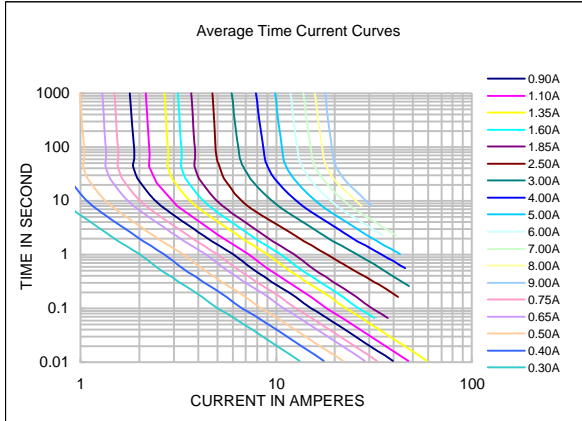
Physical Characteristics

Lead Material :

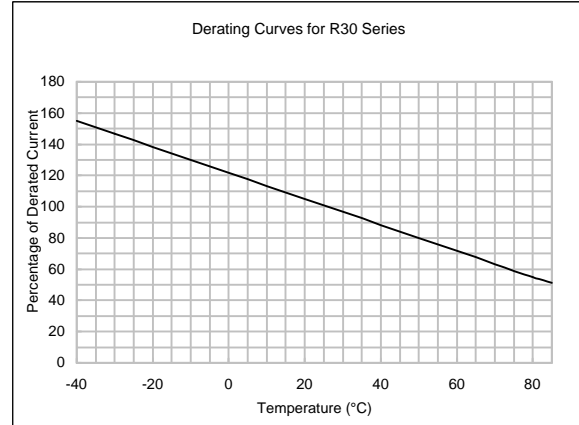
R30-065 : Tin-plated copper-clad steel, 0.205mm² (24AWG), Φ 0.51mm(0.020 in).

Lead Solderability : MIL-STD-202, Method 208E

Typical time-to-trip curve at 25°C



Thermal derating curve



I_{hold} versus temperature

Model	Maximum ambient operating temperature (T_{mao}) vs. hold current (I_{hold})								
	-40°C	-20°C	0°C	25°C	40°C	50°C	60°C	70°C	85°C
R30-065	0.95	0.85	0.75	0.65	0.54	0.50	0.44	0.40	0.34

Order information

R30	065	K or S	R or U	Model	Reel Q'ty	Bag Q'ty
Radial type 30 V	Hold Current 0.65A	K= Kink leads S= Straight leads	R=Tape&reel U= Bulk packaged	R30-065	-	500

Packing

Tape & Reel packaging per EIA468-B standard.

Labeling Information

Sea & Land Electronic Corp.

HF Pb RoHS

Model:
Part no.:
Spec.:
Lot no.:
Q'ty:

倉儲: 密封! 溫度: 18~33°C/濕度: 30~60% A