


CD 281L LH SERIES



4000 - 10000h at 105°C

- Load life with ripple current: 105°C 4000 to 10000 hours
- Ultra low impedance
- Switching power supplies
- Excellent ripple current capability
- High reliability at high temperature



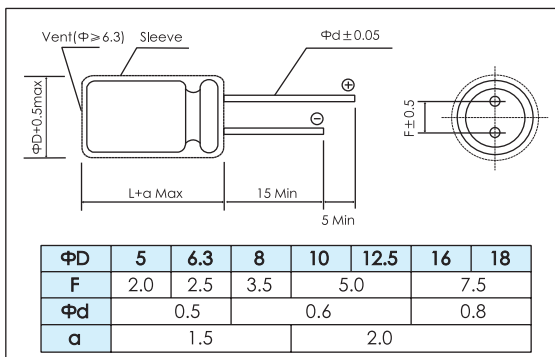
MINIATURE

Items	Characteristics																		
Operating Temperature Range (°C)	-55 ~ +105																		
Voltage Range (V)	6.3 ~ 100																		
Capacitance Range (μF)	0.47 ~ 15000																		
Capacitance Tolerance (20°C, 120Hz)	± 20%																		
Leakage Current (μA)	After 2 minutes at 20°C application of rated voltage, leakage current is not more than 0.02CV or 3, whichever is greater. C: Nominal Capacitance (μF) V: Rated Voltage (V)																		
Dissipation Factor (20°C, 120Hz)	<table border="1"> <thead> <tr> <th>Rated Voltage (V)</th> <th>6.3</th> <th>10</th> <th>16</th> <th>25</th> <th>35</th> <th>50</th> <th>63</th> <th>100</th> </tr> </thead> <tbody> <tr> <td>Tan δ (max)</td> <td>0.22</td> <td>0.19</td> <td>0.16</td> <td>0.14</td> <td>0.12</td> <td>0.10</td> <td>0.09</td> <td>0.08</td> </tr> </tbody> </table>	Rated Voltage (V)	6.3	10	16	25	35	50	63	100	Tan δ (max)	0.22	0.19	0.16	0.14	0.12	0.10	0.09	0.08
	Rated Voltage (V)	6.3	10	16	25	35	50	63	100										
Tan δ (max)	0.22	0.19	0.16	0.14	0.12	0.10	0.09	0.08											
For Capacitances >1000μF add 0.02 to every 1000μF																			
Stability at Low Temperature (Impedance Ratio at 120Hz)	<table border="1"> <thead> <tr> <th>Rated Voltage (V)</th> <th>6.3 ~ 100</th> </tr> </thead> <tbody> <tr> <td>Z_{-55°C} / Z_{+20°C}</td> <td>3</td> </tr> </tbody> </table>	Rated Voltage (V)	6.3 ~ 100	Z _{-55°C} / Z _{+20°C}	3														
	Rated Voltage (V)	6.3 ~ 100																	
Z _{-55°C} / Z _{+20°C}	3																		

Lifetime	Useful Life				Load Life		Endurance Test		Shelf Life
	6.3~10V	16~100V	≥250000h		6.3~10V	16~100V	6.3~10V	16~100V	
Φ 5-6.3	6000	7000			4000	5000	4000	5000	1000h
Φ 8-10	8000	9000			6000	7000	6000	7000	
Φ 12.5-18	10000	12000			8000	10000	8000	10000	
Leakage Current	Not more than specified value				Not more than specified value		Not more than specified value		
Capacitance Change	Within ± 40% of initial value				Within ± 25% of initial value		Within ± 25% of initial value		Within ± 20% of initial value
Dissipation Factor	Not more than 300% of specified value				Not more than 200% of specified value		Not more than 200% of specified value		Not more than 200% of specified value
Condition: Applied Voltage Applied Current Applied Temperature	U _R I _R 105°C	U _R 1.4 x I _R 40°C	U _R I _R 105°C	U _R I _R 105°C	U _R I _R 105°C	U _R I _R 105°C	U _R I _R 105°C	U _R = 0 I _R = 0 105°C	After test: U _R to be applied for 30min >24h before measurement

Dimensions

mm



Frequency Coefficient

Cap (μF)	Frequency			
	120Hz	1kHz	10kHz	100kHz
0.47 ~ 4.7	0.40	0.68	0.78	1.00
5.6 ~ 47	0.50	0.76	0.87	1.00
56 ~ 270	0.70	0.85	0.93	1.00
330 ~ 1000	0.80	0.93	0.98	1.00
1200 ~ 15000	0.90	0.95	1.00	1.00

Temperature Coefficient

Temperature(°C)	+70	+85	+105
Coefficient	1.96	1.68	1.00

Ratings for CD 281L LH Series

U _s (Surge Voltage) Code	Rated Capacitance	Max ESR 20°C, 120Hz	Max Imp 20°C, 100kHz	Max Imp -10°C, 100kHz	Rated Ripple Current 105°C, 100kHz	Size Φ x L	P/N
(V)	(μF)	(Ω)	(Ω)	(Ω)	(mA Arms)	(mm)	-
6.3 (7.2) 0J	100	2.919	0.65	1.3	175	5×11.5	ECR0JLL101M□□050011
	150	1.946	0.46	0.92	235	5×15	ECR0JLL151M□□050015
	220	1.327	0.3	0.6	290	6.3×11.5	ECR0JLL221M□□063011
	330	0.885	0.3	0.6	290	6.3×11.5	ECR0JLL331M□□063011
		0.885	0.2	0.4	400	6.3×15	ECR0JLL331M□□063015
	470	0.621	0.17	0.34	488	8×11.5	ECR0JLL471M□□080011
	680	0.429	0.13	0.26	617	8×16	ECR0JLL681M□□080016
		0.429	0.12	0.24	613	10×12.5	ECR0JLL681M□□100012
	820	0.356	0.095	0.19	734	10×16	ECR0JLL821M□□100016
	1000	0.292	0.095	0.19	800	8×20	ECR0JLL102M□□080020
	1200	0.243	0.065	0.13	1010	10×20	ECR0JLL122M□□100020
		0.243	0.065	0.13	1010	12.5×15	ECR0JLL122M□□125015
	1500	0.195	0.055	0.11	1190	10×25	ECR0JLL152M□□100025
	2200	0.145	0.045	0.09	1440	10×30	ECR0JLL222M□□100030
		0.145	0.042	0.084	1400	12.5×20	ECR0JLL222M□□125020
	2700	0.118	0.038	0.076	1690	12.5×25	ECR0JLL272M□□125025
		0.118	0.046	0.092	1310	16×15	ECR0JLL272M□□160015
	3300	0.105	0.043	0.086	1460	18×15	ECR0JLL332M□□180015
	3900	0.088	0.032	0.064	1950	12.5×30	ECR0JLL392M□□125030
	4700	0.079	0.028	0.056	2220	12.5×35	ECR0JLL472M□□125035
		0.079	0.034	0.068	1660	16×20	ECR0JLL472M□□160020
	5600	0.071	0.026	0.052	2390	12.5×40	ECR0JLL562M□□125040
		0.071	0.028	0.056	2070	16×25	ECR0JLL562M□□160025
	6800	0.071	0.03	0.06	1850	18×20	ECR0JLL562M□□180020
		0.062	0.025	0.05	2350	16×31.5	ECR0JLL682M□□160031
	8200	0.062	0.027	0.054	2120	18×25	ECR0JLL682M□□180025
		0.058	0.022	0.044	2550	16×35.5	ECR0JLL822M□□160035
	10000	0.053	0.023	0.046	2410	18×31.5	ECR0JLL103M□□180031
	12000	0.049	0.02	0.04	2970	16×40	ECR0JLL123M□□160040
	15000	0.049	0.02	0.04	2680	18×35.5	ECR0JLL123M□□180035
15000	0.044	0.019	0.038	3010	18×40	ECR0JLL153M□□180040	
	3.075	0.65	1.3	175	5×11.5	ECR1ALL820M□□050011	
100	2.521	0.46	0.92	235	5×15	ECR1ALL101M□□050015	
180	1.401	0.3	0.6	290	6.3×11.5	ECR1ALL181M□□063011	
220	1.146	0.3	0.6	290	6.3×11.5	ECR1ALL221M□□063011	
330	0.764	0.2	0.4	400	6.3×15	ECR1ALL221M□□063015	
	0.764	0.17	0.34	488	8×11.5	ECR1ALL331M□□080011	
470	0.536	0.17	0.34	488	8×11.5	ECR1ALL471M□□080011	
	0.536	0.13	0.26	617	8×16	ECR1ALL471M□□080016	
560	0.536	0.12	0.24	613	10×12.5	ECR1ALL471M□□100012	
	0.45	0.095	0.19	734	10×16	ECR1ALL561M□□100016	
680	0.371	0.095	0.19	800	8×20	ECR1ALL681M□□080020	
1000	0.252	0.095	0.19	734	10×16	ECR1ALL102M□□100016	
	0.252	0.065	0.13	1010	10×20	ECR1ALL102M□□100020	
1200	0.252	0.065	0.13	1010	12.5×15	ECR1ALL102M□□125015	
	0.21	0.055	0.11	1190	10×25	ECR1ALL122M□□100025	
1500	0.168	0.045	0.09	1440	10×30	ECR1ALL152M□□100030	
1800	0.14	0.042	0.084	1400	12.5×20	ECR1ALL182M□□125020	
	0.14	0.046	0.092	1310	16×15	ECR1ALL182M□□160015	
2200	0.127	0.042	0.084	1400	12.5×20	ECR1ALL222M□□125020	
	0.127	0.038	0.076	1690	12.5×25	ECR1ALL222M□□125025	
2700	0.127	0.043	0.086	1460	18×15	ECR1ALL222M□□180015	
	0.103	0.032	0.064	1950	12.5×30	ECR1ALL272M□□125030	
3300	0.092	0.028	0.056	2220	12.5×35	ECR1ALL332M□□125035	
	0.092	0.034	0.068	1660	16×20	ECR1ALL332M□□160020	
3900	0.078	0.026	0.052	2390	12.5×40	ECR1ALL392M□□125040	
	0.078	0.028	0.056	2070	16×25	ECR1ALL392M□□160025	
4700	0.078	0.03	0.06	1850	18×20	ECR1ALL392M□□180020	
	0.071	0.028	0.056	2070	16×25	ECR1ALL472M□□160025	
5600	0.071	0.027	0.054	2120	18×25	ECR1ALL472M□□180025	
	0.064	0.025	0.05	2350	16×31.5	ECR1ALL562M□□160031	
6800	0.057	0.022	0.044	2550	16×35.5	ECR1ALL682M□□160035	
	0.057	0.023	0.046	2410	18×31.5	ECR1ALL682M□□180031	
8200	0.053	0.02	0.04	2970	16×40	ECR1ALL822M□□160040	
	0.053	0.02	0.04	2680	18×35.5	ECR1ALL822M□□180035	
10000	0.049	0.019	0.038	3010	18×40	ECR1ALL103M□□180040	
16 (20) 1C	47	4.517	0.65	1.3	140	5×11.5	ECR1CLL470M□□050011
	56	3.791	0.65	1.3	175	5×11.5	ECR1CLL560M□□050011
	82	2.589	0.46	0.92	235	5×15	ECR1CLL820M□□050015
	100	2.123	0.65	1.3	175	5×11.5	ECR1CLL101M□□050011
	120	1.769	0.3	0.6	290	6.3×11.5	ECR1CLL121M□□063011
	180	1.18	0.2	0.4	400	6.3×15	ECR1CLL181M□□063015
	220	0.786	0.17	0.34	501	6.3×11.5	ECR1CLL221M□□063011
		0.786	0.17	0.34	501	8×11.5	ECR1CLL221M□□080011
	270	0.772	0.17	0.34	501	8×11.5	ECR1CLL271M□□080011
		0.772	0.17	0.34	501	8×11.5	ECR1CLL331M□□080011
	330	0.643	0.13	0.26	575	8×16	ECR1CLL331M□□080016
		0.643	0.12	0.24	625	10×12.5	ECR1CLL331M□□100012
390	0.544	0.095	0.19	795	10×16	ECR1CLL391M□□100016	
470	0.452	0.13	0.26	575	8×16	ECR1CLL471M□□080016	
	0.452	0.095	0.19	760	8×20	ECR1CLL471M□□080020	
680	0.312	0.065	0.13	1010	10×20	ECR1CLL681M□□100020	
	0.312	0.065	0.13	1010	12.5×15	ECR1CLL681M□□125015	
820	0.259	0.055	0.11	1190	10×25	ECR1CLL821M□□100025	
1000	0.212	0.065	0.13	1010	10×20	ECR1CLL102M□□100020	
1200	0.177	0.045	0.09	1430	10×30	ECR1CLL122M□□100030	

U _s (Surge Voltage) Code	Rated Capacitance	Max ESR 20°C, 120Hz	Max Imp 20°C, 100kHz	Max Imp -10°C, 100kHz	Rated Ripple Current 105°C, 100kHz	Size Φ x L	P/N
(V)	(μF)	(Ω)	(Ω)	(Ω)	(mA Arms)	(mm)	-
16 (20) 1C	1200	0.177	0.042	0.084	1400	12.5×20	ECR1CLL122M□□125020
		0.142	0.038	0.076	1690	12.5×25	ECR1CLL152M□□125025
	1500	0.142	0.046	0.092	1340	16×15	ECR1CLL152M□□160015
		0.142	0.043	0.086	1490	18×15	ECR1CLL152M□□180015
	2200	0.109	0.038	0.076	1690	12.5×25	ECR1CLL222M□□125025
		0.109	0.032	0.064	1950	12.5×30	ECR1CLL222M□□125030
	2700	0.109	0.034	0.068	1730	16×20	ECR1CLL222M□□160020
		0.088	0.028	0.056	2200	12.5×35	ECR1CLL272M□□125035
	3300	0.088	0.028	0.056	2070	16×25	ECR1CLL272M□□160025
		0.088	0.03	0.06	1870	18×20	ECR1CLL272M□□180020
	3900	0.08	0.026	0.052	2390	12.5×40	ECR1CLL332M□□125040
		0.068	0.025	0.05	2350	16×31.5	ECR1CLL392M□□160031
4700	0.068	0.027	0.054	2160	18×25	ECR1CLL392M□□180025	
	0.062	0.022	0.044	2550	16×35.5	ECR1CLL472M□□160035	
5600	0.062	0.023	0.046	2450	18×31.5	ECR1CLL472M□□180031	
	0.057	0.02	0.04	2900	16×40	ECR1CLL562M□□160040	
6800	0.051	0.02	0.04	2730	18×35.5	ECR1CLL682M□□180035	
8200	0.049	0.019	0.038	3060	18×40	ECR1CLL822M□□180040	
25 (32) 1E	39	4.763	0.65	1.3	175	5×11.5	ECR1ELL390M□□050011
	47	3.953	0.65	1.3	175	5×11.5	ECR1ELL470M□□050011
	56	3.317	0.46	0.92	235	5×15	ECR1ELL560M□□050015
	82	2.266	0.3	0.6	290	6.3×11.5	ECR1ELL820M□□063011
	100	1.858	0.3	0.6	290	6.3×11.5	ECR1ELL101M□□063011
	120	1.548	0.2	0.4	400	6.3×15	ECR1ELL121M□□063015
		1.032	0.17	0.34	503	8×11.5	ECR1ELL181M□□080011
	180	0.844	0.17	0.34	503	8×11.5	ECR1ELL221M□□080011
		0.844	0.13	0.26	575	8×16	ECR1ELL221M□□080016
	220	0.844	0.12	0.24	629	10×12.5	ECR1ELL221M□□100012
		0.688	0.095	0.19	795	10×16	ECR1ELL271M□□100016
	330	0.563	0.12	0.24	629	10×12.5	ECR1ELL331M□□100012
0.563		0.095	0.19	751	8×20	ECR1ELL331M□□080020	
470	0.395	0.12	0.24	760	10×12.5	ECR1ELL471M□□100012	
	0.395	0.095	0.19	751	8×20	ECR1ELL471M□□080020	
560	0.395	0.065	0.13	1010	10×20	ECR1ELL471M□□100020	
	0.395	0.065	0.13	1010	12.5×15	ECR1ELL471M□□125015	
820	0.332	0.055	0.11	1190	10×25	ECR1ELL561M□□100025	
	0.227	0.045	0.09	1440	10×30	ECR1ELL821M□□100030	
1000	0.227	0.042	0.084	1400	12.5×20	ECR1ELL821M□□125020	
	0.227	0.046	0.092	1360	16×15	ECR1ELL821M□□160015	
1200	0.186	0.042	0.084	1400	12.5×20	ECR1ELL102M□□125020	
	0.186	0.038	0.076	1690	12.5×25	ECR1ELL102M□□125025	
1500	0.155	0.043	0.086	1500	18×15	ECR1ELL122M□□180015	
	0.124	0.032	0.064	1950	12.5×30	ECR1ELL152M□□125030	
1800	0.124	0.034	0.068	1730	16×20	ECR1ELL152M□□160020	
	0.103	0.028	0.056	2200	12.5×35	ECR1ELL182M□□125035	
2200	0.103	0.028	0.056	2070	16×25	ECR1ELL182M□□160025	
	0.103	0.03	0.06	1890	18×20	ECR1ELL182M□□180020	
2700	0.097	0.028	0.056	2200	12.5×35	ECR1ELL222M□□125035	
	0.097	0.026	0.052	2390	12.5×40	ECR1ELL222M□□125040	
3300	0.079	0.025	0.05	2350	16×31.5	ECR1ELL272M□□160031	
	0.079	0.027	0.054	2180	18×25	ECR1ELL272M□□180025	
3900	0.072	0.022	0.044	2550	16×35.5	ECR1ELL332M□□160035	
	0.072	0.023	0.046	2470	18×31.5	ECR1ELL332M□□180031	
4700	0.061	0.02	0.04	2900	16×40	ECR1ELL392M□□160040	
	0.061	0.02	0.04	2740	18×35.5	ECR1ELL392M□□180035	
5600	0.056	0.019	0.038	3070	18×40	ECR1ELL472M□□180040	
35 (44) 1V	27	5.898	0.65	1.3	175	5×11.5	ECR1VLL270M□□050011
	3						

CD 281L LH SERIES



Ratings for CD 281L LH Series

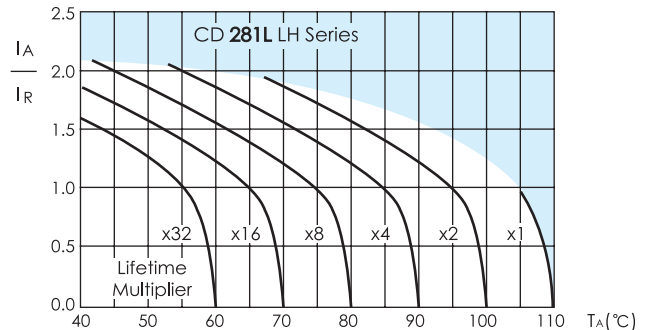
MINIATURE

U _r (Surge Voltage Code)	Rated Capacitance	Max ESR 20°C, 120Hz	Max Imp 20°C, 100kHz	Max Imp -10°C, 100kHz	Rated Ripple Current 105°C, 100kHz	Size ΦD x L	P/N
(V)	(μF)	(Ω)	(Ω)	(Ω)	(mAmps)	(mm)	-
35 (44) 1V	1800	0.088	0.025	0.05	2350	16×31.5	ECR1VLL182M□□160031
		0.088	0.027	0.054	2200	18×25	ECR1VLL182M□□180025
	2200	0.084	0.022	0.044	2550	16×35.5	ECR1VLL222M□□160035
		0.084	0.023	0.046	2490	18×31.5	ECR1VLL222M□□180031
	2700	0.069	0.02	0.04	2900	16×40	ECR1VLL272M□□160040
		0.069	0.02	0.04	2770	18×35.5	ECR1VLL272M□□180035
	3300	0.064	0.019	0.038	3110	18×40	ECR1VLL332M□□180040
	0.47	283	3.9	7.8	22	5×11.5	ECR1HLLR47M□□050011
	1	133	3.5	7	36	5×11.5	ECR1HLL010M□□050011
	2.2	60.3	3	6	54	5×11.5	ECR1HLL2R2M□□050011
3.3	40.2	2.6	5.2	63	5×11.5	ECR1HLL3R3M□□050011	
50 (63) 1H	4.7	28.3	2.2	4.4	75	5×11.5	ECR1HLL4R7M□□050011
	10	13.3	1.4	2.8	110	5×11.5	ECR1HLL100M□□050011
	18	7.372	0.95	1.9	120	5×11.5	ECR1HLL180M□□050011
	27	4.915	0.55	1.1	135	5×15	ECR1HLL270M□□050015
	39	3.402	0.36	0.72	148	6.3×11.5	ECR1HLL390M□□063011
	56	2.37	0.28	0.56	153	6.3×15	ECR1HLL560M□□063015
	68	1.951	0.2	0.4	360	8×11.5	ECR1HLL680M□□080011
	82	1.618	0.18	0.36	460	8×16	ECR1HLL820M□□080016
		1.618	0.18	0.36	443	10×12.5	ECR1HLL820M□□100012
	100	1.327	0.15	0.3	553	10×16	ECR1HLL101M□□100016
	120	1.106	0.13	0.26	670	8×20	ECR1HLL121M□□080020
	180	0.737	0.095	0.19	676	10×20	ECR1HLL181M□□100020
		0.737	0.105	0.21	745	12.5×15	ECR1ELL181M□□125015
	220	0.603	0.08	0.16	876	10×25	ECR1HLL221M□□100025
	330	0.402	0.065	0.13	1010	10×30	ECR1HLL331M□□100030
		0.402	0.07	0.14	979	12.5×20	ECR1HLL331M□□125020
	470	0.402	0.075	0.15	982	16×15	ECR1HLL331M□□160015
		0.282	0.054	0.108	1180	12.5×25	ECR1HLL471M□□125025
	560	0.282	0.058	0.116	1180	18×15	ECR1HLL471M□□180015
		0.237	0.05	0.1	1310	12.5×30	ECR1HLL561M□□125030
680	0.195	0.046	0.092	1470	12.5×35	ECR1HLL681M□□125035	
	0.195	0.05	0.1	1210	16×20	ECR1HLL681M□□160020	
820	0.162	0.044	0.088	1590	12.5×40	ECR1HLL821M□□125040	
	0.162	0.048	0.096	1490	16×25	ECR1HLL821M□□160025	
1000	0.162	0.046	0.092	1450	18×20	ECR1HLL821M□□180020	
	0.133	0.04	0.08	1890	16×31.5	ECR1HLL102M□□160031	
1200	0.133	0.04	0.08	1720	18×25	ECR1HLL102M□□180025	
	0.111	0.032	0.064	2140	16×35.5	ECR1HLL122M□□160035	
1500	0.088	0.026	0.052	2410	16×40	ECR1HLL152M□□160040	
	0.088	0.026	0.052	1970	18×31.5	ECR1HLL152M□□180031	
1800	0.074	0.025	0.05	2310	18×35.5	ECR1HLL182M□□180035	
2200	0.072	0.024	0.048	2530	18×40	ECR1HLL222M□□180040	
63 (79) 1J	12	9.952	1.2	3.6	120	5×11.5	ECR1JLL120M□□050011
	18	6.635	0.85	2.6	135	5×15	ECR1JLL180M□□050015
	27	4.423	0.55	1.7	148	6.3×11.5	ECR1JLL270M□□063011
	39	3.062	0.38	1.1	153	6.3×15	ECR1JLL390M□□063015
	47	2.541	0.32	0.96	360	8×11.5	ECR1JLL470M□□080011
	56	2.133	0.23	0.69	448	10×12.5	ECR1JLL560M□□100012
	68	1.756	0.24	0.72	469	8×16	ECR1JLL680M□□080016
		1.756	0.17	0.51	553	10×16	ECR1JLL680M□□100016
	82	1.456	0.17	0.51	682	8×20	ECR1JLL820M□□080020
	120	0.995	0.12	0.36	676	10×20	ECR1JLL121M□□100020
	150	0.796	0.1	0.3	876	10×25	ECR1JLL151M□□100025
		0.796	0.11	0.33	745	12.5×15	ECR1JLL151M□□125015
	180	0.663	0.085	0.26	1020	10×30	ECR1JLL181M□□100030
	220	0.543	0.075	0.23	979	12.5×20	ECR1JLL221M□□125020
		0.543	0.08	0.24	928	16×15	ECR1JLL221M□□160015
	270	0.442	0.065	0.2	1180	12.5×25	ECR1JLL271M□□125025
	330	0.362	0.065	0.2	1200	18×15	ECR1JLL331M□□180015
	390	0.306	0.055	0.17	1310	12.5×30	ECR1JLL391M□□125030
		0.306	0.057	0.17	1210	16×20	ECR1JLL391M□□160020
	470	0.254	0.048	0.14	1470	12.5×35	ECR1JLL471M□□125035
0.254		0.052	0.16	1490	16×25	ECR1JLL471M□□160025	
560	0.254	0.058	0.17	1460	18×20	ECR1JLL471M□□180020	
	0.213	0.042	0.13	1590	12.5×40	ECR1JLL561M□□125040	
680	0.176	0.042	0.13	1890	16×31.5	ECR1JLL681M□□160031	
	0.176	0.05	0.15	1740	18×25	ECR1JLL681M□□180025	
820	0.146	0.036	0.11	2140	16×35.5	ECR1JLL821M□□160035	
	0.146	0.042	0.13	1990	18×31.5	ECR1JLL821M□□180031	
1000	0.119	0.032	0.096	2410	16×40	ECR1JLL102M□□160040	
	0.119	0.035	0.11	2340	18×35.5	ECR1JLL102M□□180035	
1200	0.10	0.032	0.096	2560	18×40	ECR1JLL122M□□180040	

U _r (Surge Voltage Code)	Rated Capacitance	Max ESR 20°C, 120Hz	Max Imp 20°C, 100kHz	Max Imp -10°C, 100kHz	Rated Ripple Current 105°C, 100kHz	Size ΦD x L	P/N
(V)	(μF)	(Ω)	(Ω)	(Ω)	(mAmps)	(mm)	-
100 (125) 2A	5.6	18.957	1.9	7.6	57	5×11.5	ECR2ALL5R6M□□050011
	8.2	12.946	1.3	5.2	74	5×15	ECR2ALL8R2M□□050015
	12	8.846	1.1	4.4	78	6.3×11.5	ECR2ALL120M□□063011
	18	5.898	0.62	2.5	85	6.3×15	ECR2ALL180M□□063015
	22	4.825	0.53	2.1	275	8×11.5	ECR2ALL220M□□080011
	27	3.932	0.47	1.9	319	10×12.5	ECR2ALL270M□□100012
	33	3.217	0.35	1.4	360	8×16	ECR2ALL330M□□080016
		3.217	0.32	1.3	424	10×16	ECR2ALL330M□□100016
	39	2.722	0.27	1.1	490	8×20	ECR2ALL390M□□080020
	56	1.896	0.25	1	499	10×20	ECR2ALL560M□□100020
	68	1.561	0.18	0.72	634	10×25	ECR2ALL680M□□100025
		1.561	0.2	0.8	613	12.5×15	ECR2ALL680M□□125015
	100	1.062	0.15	0.6	739	10×30	ECR2ALL101M□□100030
		1.062	0.13	0.52	805	12.5×20	ECR2ALL101M□□125020
	120	0.885	0.11	0.44	857	12.5×25	ECR2ALL121M□□125025
		0.885	0.13	0.5	706	16×15	ECR2ALL121M□□160015
	150	0.708	0.12	0.48	871	18×15	ECR2ALL151M□□180015
	180	0.59	0.09	0.36	1120	12.5×30	ECR2ALL181M□□125030
		0.59	0.11	0.44	916	16×20	ECR2ALL181M□□160020
	220	0.483	0.075	0.3	1240	12.5×35	ECR2ALL221M□□125035
0.483		0.081	0.32	1290	16×25	ECR2ALL221M□□160025	
270	0.393	0.06	0.24	1330	12.5×40	ECR2ALL271M□□125040	
	0.393	0.085	0.34	1170	18×20	ECR2ALL271M□□180020	
330	0.322	0.059	0.23	1630	16×31.5	ECR2ALL331M□□160031	
	0.322	0.071	0.28	1500	18×25	ECR2ALL331M□□180025	
390	0.272	0.052	0.21	1750	16×35.5	ECR2ALL391M□□160035	
470	0.272	0.058	0.23	1630	18×31.5	ECR2ALL391M□□180031	
	0.226	0.045	0.18	1920	16×40	ECR2ALL471M□□160040	
560	0.19	0.054	0.22	1920	18×35.5	ECR2ALL561M□□180035	
680	0.156	0.041	0.16	2100	18×40	ECR2ALL681M□□180040	

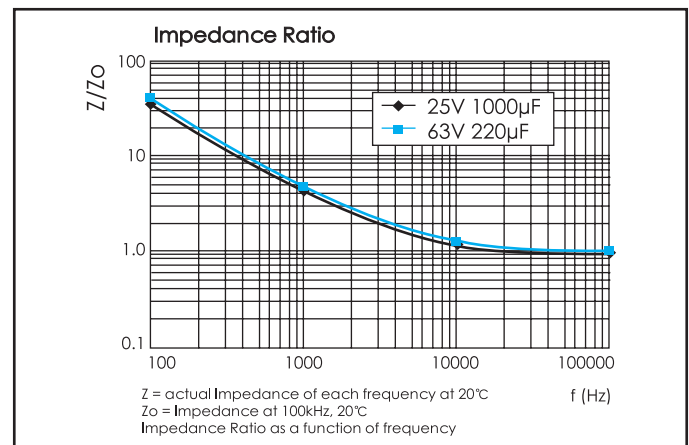
Customer products are available on request.

Lifetime Diagram



I_A = actual ripple current at 100kHz, I_R = rated ripple current at 100kHz, 105°C
Multiplier of Useful Life as a function of ambient temperature and ripple current load

Typical Curves



Z = actual Impedance of each frequency at 20°C
Zo = Impedance at 100kHz, 20°C
Impedance Ratio as a function of frequency